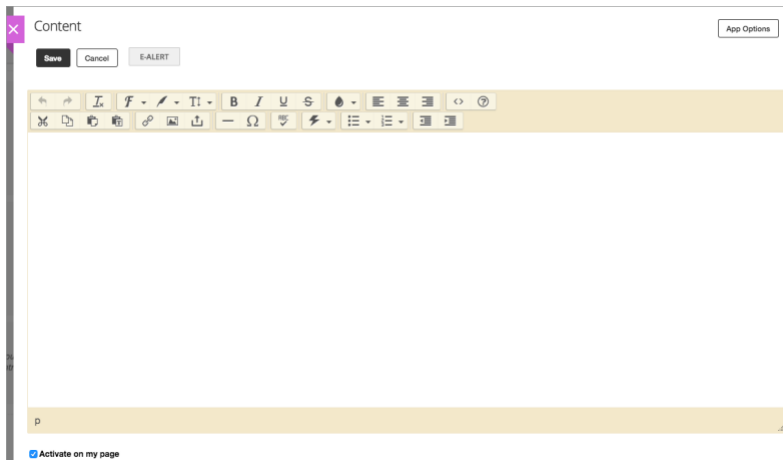


Content App User Guide

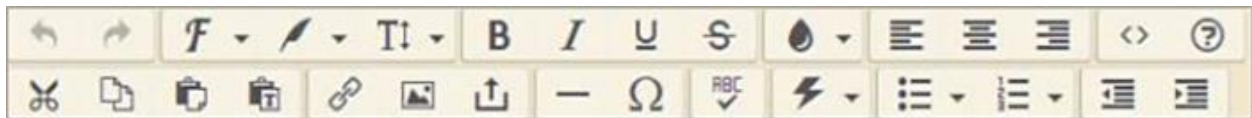
Use the Content app for adding text, images, and links to your page. The content app is adaptive, which means the content you add looks great when viewed on any device. Adding your content within the content app makes moving and arranging content easier.

Add the Content app

Drag the Content app onto your page. Use the editor tools to upload and create content for your page.





Content app tools







These tools are available in the content app. Use these tools to format and align your text, view and edit source code, add links, photos, images, files, add a horizontal rule or special characters, check spelling, and insert bulleted and numbered lists. Some of the most common tools are outlined for you.

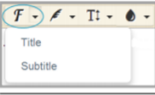
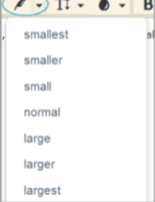
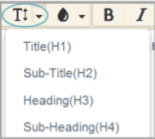

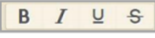
Undo and redo

	You can undo a change you have made to your Content App by clicking on the Undo icon.
	If you wish to redo your changes, you can click on the Redo icon.




Cut, copy, and paste text

	Using the Cut icon you can cut text from the Content App.
	Using Copy icon you can copy text from the Content App.
	Using the Paste icons will retain some formatting.
	Using the Past Plain Text icon removes all formatting and pastes plain text.




Format text

	Template Styles allows you to add a Title or Subtitle style—format is pulled from your site's template.
	Styles allow you to choose a size for your font.
	Headings allow you to change your text to different Heading Styles. The styles are pulled from your template.
	Text Color allows you to change the color of your text.
	Bold, Italicized, Underlined and Strikethrough allow you to Bold, Italics, Underline or Strikethrough your text.

Align text

	Using Align Left will left justify your text. Left Align is the default text alignment.
	Using Align Center will center your lines of text.
	Using Align Right will right justify your text.

Insert links and images

	Use this icon to insert a link.
	Use this icon to insert a file link.
	Use this icon to add an image to your Content App.