

Networks News

October 2021

It was great to open the new school year off seeing all the students faces in person. Not everything is back to normal, but we are doing our best to keep students and staff safe throughout the school day. Students have quickly learned their new schedules and routines.

Open house was held on September 22nd. It was great to see many new and old faces during the Open House this year. I hope you had the opportunity to meet your child's teacher and see the various enterprise areas. This year parent conferences will be held on November 22nd & 23rd. Teachers will be contacting you in early November to schedule a parent conference.

The cooperative education department has worked diligently with our training sites to ensure we comply with all the safety procedures and protocols in place at each site. Students have enjoyed getting back out into the community and showing these sites all that we can do.

Throughout the school year, Networks will be hosting several fundraising events to fund the school's PBIS program. All proceeds go directly back to the students for various reinforcers for the PLUS closet and/or quarterly trips. Each month staff nominate a student of the month from each of the enterprise areas that have stood out for the month.

September Standouts were:

Autoworks: Tymere Bordley-Brooks

Etchworks: Jamarr Williams

Fabricworks: Makayla Roundtree

Floralworks: Joshua Grieten

Merchantworks: Owen Lichtenstein

Munchworks: Lisa Squier

Teamworks: Miana Wise

Tradeworks: Dhanoj Gutta



Mrs. Brister



From the Nurse's Office



Vision to Learn

The nurse's office has been busy this summer making sure students have new glasses as the 2021-2022 school year begins. Following eye exams by a licensed Optometrist, an optician came to Networks on September 15th to distribute glasses and assure proper fit. If your child is having problems with proper fit, Vision to Learn informs us you can stop by anyplace that sells glasses to get them adjusted. If you need a copy of the prescription from the exam, please visit www.visiontolearn.org/glasses. Questions regarding your child's glasses can be sent to delaware@visiontolearn.org or you can call 302-803-6549.



You can see each student's smile even through their masks after receiving their new glasses. We will be completing vision screening exams during semester 1 and 2 and hope to have the van return in the spring for additional eye exams.

Covid 19 Daily Health Screening



On Thursday, September 30, 2021, the Delaware Department of Health released the following reminder on its social media sites. As a reminder, we ask that all students and staff completed a DAILY Home Health Assessment before coming to school.

- Have you been in direct contact with a person who is POSITIVE for COVID 19 in the past 2 weeks? *If less than 2 weeks, please exit the building and contact your primary care health provider and your school nurse.*
- In the last 48 hours have you had any of the following **NEW** symptoms?

Fever of 100.4 or above	Trouble Breathing	Muscle Aches
Chills or repeated shaking w chills	Headache	Loss of taste/smell
Nausea, vomiting or diarrhea	Sore throat	Cough
Congestion / Runny Nose	Earache	
Shortness of breath/wheezing not related to Asthma		

If you answer "YES" to any of the symptoms, STAY HOME and notify the school nurse and call your primary care physician.

COVID Antigen Testing At Networks

School has been back in session for almost a month and we are in the full swing of Rapid COVID-19 Antigen Testing through a partnership with the Christina School District, Delaware Department of Education, Delaware Public Health and an outside organization Quidel. Registered students and staff will participate in weekly testing to detect the presence of COVID-19 especially for asymptomatic individuals. These tests, similar to a rapid strep test, provides results the same day. Our testing day is Wednesday and the program has been very successful so far.

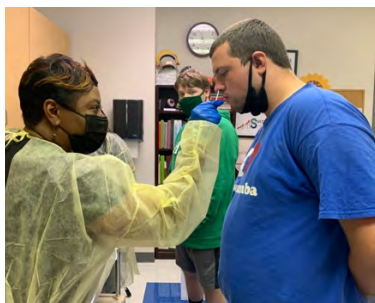
Individuals tested during the morning session have been receiving their result back by 10:00 to 10:30 am. Individuals testing in what we consider our PM session are getting results back by 12:30pm. All results are sent to either / both a parents email or phone number once the test is completed.

*Be on the lookout for a message from **Primary Health**.*

If a Rapid Covid 19 test does come back positive, there is no need to go elsewhere to find testing. It is done right here onsite and the specimen will then be transported to the state testing site for further analysis. If you are a staff member, you will be asked to leave the building immediately. If you are a student, your parent or guardian will be asked to come pick you up.

In both instances, you will be asked to isolate at home until the antigen lab results are verified with the PCR test which usually takes 24 to 72 hours.

You may be asking yourself what is the difference between an antigen test and a PCR test?!? The easiest explanation is if you consider testing for a blood glucose (sugar) level. An antigen test is similar to testing for blood glucose levels using a glucometer at home. A PCR test, what is considered the gold standard, is similar to having your blood drawn and then having the test run in a lab facility. In both cases, the results from tests run at a lab are considered more accurate.



As you can see from the pictures above, the test itself is very simple and is completed in a matter of minutes using a nasal swab in the lower nares. Individuals are given the choice to “Swab” themselves or have the healthcare worker swab the nares.

If you have not signed up for testing yet and are still interested, please use the following link: <https://my.primary.health/I/christina-schools>. Please be sure you check Networks as your testing site!! You can always register for Testing by scanning the QR Code



To complete the registration process, you must verify that information entered into the electronic system is correct. This information includes:

Name, Date of Birth, Cell Phone Number and Email address. You will receive a test message /and/or email informing you that you are enrolled. However, you will need to verify your contact information by selecting the highlighted word **RESEND**. Once you have completed this process, **RESEND** will change to **COMPLETED** and you will be added to the weekly schedule.

AUTOWorks

We are off to a quick start in the AUTOWorks area. Students are excited to get back to work and it shows in the amount we have been able to accomplish already this year. We have begun scheduling customer cars, setting dates for our training sites, getting everything in the classroom organized and ready to roll. Within the next week or so, students will begin going out to work with the Newark Parks & Recreation Department. This month students have been hard at work learning proper cleaning procedures as well as how to safely use and operate the equipment and tools in the area.





COPYworks News

No easing into the work for COPYworks students. We had a LARGE order of 1,000 calendars that we worked on all month and completed 2 days ahead of schedule! The students were great learning new machinery and working together to get the job done. Great TEAMWORK.



We printed the covers, inserted the calendar pages, hole punched the packet then added on coil binding. Last, we had to put them back in numerical order.



Welcome to ETCHworks

ETCHworks has started this year off running. We have created nameplates for new staff members, glasses for weddings and birthdays as well as personalized napkins. The students have also been very busy learning how to use the equipment in the area to complete the tasks.




FABRICworks

Yes! We're
BACK



It is so amazing to be back at Networks, in person, at the start of the school year. Many of the students are picking up right where they left off, as they are veterans in the enterprise area.

There are also NEW students and they are amazing!! Here's to a GGGRRRRREAT 2021-22 year!



FLORALworks



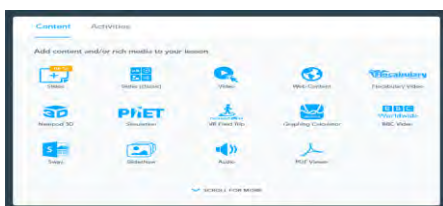

In FLORALworks, we have been learning techniques such as:

- cutting stems off flowers at a 45-degree angle
- plant & flower care
- making flower arrangements
- filling helium balloons



MERCHANTworks

We are excited here in MERCHANTworks to begin the school year five full days a week with students. We learned so much about technology during the time away from full in-person instruction that we feel this year will really be a break-through year. We've tried a few approaches the first couple of days of class using different formats and are very pleased with how things are going so far! We are incorporating *nearpod* in our classroom. Using the applications in nearpod allows us to differentiate instruction for our learners.



In addition we're very pleased to begin the planning stages for the opening of our community vocational training sites. These sites provide hands-on training. Currently, we are scheduling:

- Walgreens,
- Newark Bike Project
- Goodwill Store in the Newark Shopping Center.



Using the community worksites allows us to assess the students' likes and dislikes. This information can help assist with future employment initiatives.



We Are MUNCHworks!

Students in MUNCHworks have the opportunity to learn the skills needed to enter careers in nutrition, food preparation, catering and other fields that involve work with food. By participating in a full-service catering business, which includes meal planning and food safety in accordance with the guidelines of ServSafe, students learn basic food preparation techniques, procedures and vocabulary as taught in the food service industry.




They work on learning how to: read a recipe and follow the instructions to completion, perform calculations to increase or decrease recipe yield and safely use a variety of food preparation utensils, appliances and equipment. Preparation of both hot and cold foods are the focus of instruction.



We welcome Mrs. Saly Kondos and Mrs. Janin Quinones,
our newest Munchworks staff members!

TEAMworks

Here in TEAMworks, the students are learning how to use the equipment. For some students, it is a refresher course and for others, it is a new learning experience. We are all excited to be back in school and look forward to a great year.



Jamarr - printing t-shirts




Alexandra - catching t-shirts



Bowen - working in the darkroom



Tamisha - using the heat pressing



Brian - using the perfect fold



Racheal - folding shirts

Welcome to Techworks!

2021-22



This is an exciting time of the school year, getting to know the students while working in Techworks. Mrs.

Norman and I are thrilled to begin this adventure with the students.


We began our school year learning about expectations and rules of the classroom. Ways to be safe in the computer lab include: listening, following directions, not allow food/drinks in the lab and most importantly keeping your personal information PRIVATE.

The next lessons will begin to learn more about the keyboard and its layout. A great website to practice at home is [typing.com](https://www.typing.com). This shows their accuracy and how many **wpm** or **W**ords **P**er **M**inute they can type.

*Can you believe our secretary – Ms. Georgette types **99 WPM**?

REMINDER: Please have your child call in when absent... **302-454-2233**.

Thank you!
**Mrs. Lokey &
Mrs. Norman**



TRADEworks

The TRADEworks Enterprise Area welcomes back our students, both new and returning, to another exciting school year! This September was filled with opportunities to become acquainted with the many Enterprise Area's rules and processes for a safe and worthwhile learning experience. The students were eager to learn viable hands-on safety skills, as well as, everyday life skills to use throughout their life-time.



TRADEworks students also participated in the first of many Professional Dress Days and will be set to gain work experience helping at local businesses starting in October! We look forward to another GREAT YEAR!






Sincerely,

Mr. Madigan and Ms. Cailah

BRENNENworks

The start of another school year has begun and it is like no year before. While we have plans for a variety of activities for the year, we are still waiting to be able to get out into the community. Some students are new to Networks this year. The opportunity to meet new staff and get used to new routines has been useful.

While we wait, we have been working on a variety of new in- class jobs. We continue to work on a variety of skills including: assembly, fine-motor, computer and other basic vocational skills. We are looking forward to a great year and being able to show off all the new skills we learn this year.



Cafeteria Corner October 2021



National School Lunch Week

This year, National School Lunch Week falls on October 11th- 15th. The theme, Wild About School Lunch, will be celebrated. This theme was created by the School Nutrition Association to spotlight the wide variety of flavors, dishes, delivery options and tastes that can be customized in today's school lunch!

Trick or Treat!

Halloween is a fun time of year. Kids are in costumes, leaves are on the ground, and – uh oh! –there is candy everywhere. Whether it's your kid's bag or your own private stash, here are some health tricks for your treats.

- *Always check to make sure candy is properly sealed before eating it.
- *Consider giving out treats other than candy such as fruit, raisins, or whole grain goldfish at your door this year.
- *Everything is good in moderation, so try to limit candy to one or two pieces a day.
- *Now is a good time to brush up on your oral health. Make sure your family is flossing and brushing!



Hauntingly Healthy Halloween Treats!

Recipe 1 Ingredients	Recipe 2 Ingredients
<ul style="list-style-type: none">• Apple slices• Almond slivers, peanuts, or mini marshmallows• Nut butter	<ul style="list-style-type: none">• 2 mandarin oranges, peeled• 1 cup diced pineapple• 1 cup low-fat vanilla yogurt
Recipe 1 Directions	Recipe 2 Directions
<ul style="list-style-type: none">• Spread nut butter on one side of 2 apple slices• Position almond slivers, peanuts or mini marshmallows as "teeth" between the 2 slices	<ul style="list-style-type: none">• Layer the pineapple, clementine slices, and yogurt in a cup or jar.• Makes 4 servings. Enjoy!





Co-Op Department-starting back strong

Co-OP is excited for the start of the new school year and to get back out into the community!

The Co-Op department has been very busy linking up with community business leaders. Networks students are very anxious to get back out into the community. We are happy to say that this year the Co-Op students and Enterprise students will gain valuable work experience in multiple community work sites. Some of these sites include: Anytime Fitness, Caffè Gelato, Corrosion Testing Laboratories, City of Newark- Parks and Recreation, City of Newark- Record's Department, Goodwill, Klondike Kate's, Little Sisters of the Poor, Main Event, New Elizabeth Church, Newark Bike Project, Newark Natural Foods, Old Navy, Richardson's Floral Center, Special Olympics, St. Thomas Episcopal Church, Walgreens and Wawa.

Please keep an eye out for permission slips that will be going home soon! Thank you for getting these back to us. Contact the Co-Op department with any questions or concerns.

Co-Op Department

(302)454-2233 ext. 103

Donna Gigliotti

Jim Lenihan

Meredith England

Val Brothwood

Pam Rangel-Downey

Counselor's Corner

Welcome back to the 2021-2022 school year!! As we start this school year, we cannot forget the many challenges and struggles that have occurred over the last 17 months. We have overcome many challenges both personally and academically. Some may have had more than your fair share of struggles and some of you are just re-entering our school building since March of 2020. For those that are new to Networks, you will be learning about our Enterprise Areas, forming new connections, new friendships and building trust, not only with your peers but with the adults as well. We strive for Networks to be a safe and trusted learning environment for all!



What does building trust mean?

Be true to your word and follow through with your actions. The point of building trust is for **others to believe what you say**. ... Keeping your word shows others what you expect from them, and in turn, they'll be more likely to treat you with respect, developing further trust in the process

Ways to build trust:

- Say what you are going to do and then do what you say!
- Communicate, communicate, communicate. Frequent, honest communication builds trust. Poor communication is one of the key reasons relationships fall apart.
- Trust is built one day, one interaction at a time, and yet it can be lost in a moment because of one poor decision. Make the right decision.
- Value long term relationships more than short term success.
- Trust generates commitment; commitment fosters teamwork; and teamwork delivers results. When people trust their team members they not only work harder, but they work harder for the good of the team.
- Be honest!
- Show people you care about them. When people know you care about their interests as much as your own they will trust you. If they know you are out for yourself, their internal alarm sounds and they will say to themselves “watch out for that person.”
- Always do the right thing. We trust those who live, walk and work with integrity. When you don't do the right thing, admit it. Be transparent, authentic and willing to share your mistakes and faults. When you are vulnerable and have nothing to hide you radiate trust.

We look forward to an exciting school year and our door is always open!

Lisa and Dionna

Lisa Graziose,
Dionna Harris,

School Psychologist-
School Counselor-

302-454-2233 ext 112
302-454-2233 ext 111