

Networks News

November 2019

Principal's Notes:

It's hard to believe that the 1st marking period is completed. Your son/daughter's teachers will be reaching out to you to schedule a parent conference on November 14th or 15th, if they haven't done so already. If you do not receive any information about parent conferences please let us know by calling into the school and we will make sure to contact your son/daughter's teacher to get a conference scheduled.

Throughout the school year Networks will be hosting several fundraising events to fund the school's PBIS (Positive Behavior Interventions & Supports) program. All proceeds go directly back to the students for various reinforcers for the plus closet and quarterly PBIS school trips.

Enterprise Standout Awards for September were:

Autoworks: **Kevin McGrath**
Copyworks: **Christopher Charles**
Etchworks: **Steven Barnes**
Fabricworks: **Camille McCrae**
Floralworks: **Steven Barnes**
Merchantworks: **Miracle Dennis**
Teamworks: **Jamarr Williams**
Tradeworks: **Katy Dally**

Enterprise Standout Awards for October were:

Autoworks: **Justin Person**
Copyworks: **Jamarr Williams**
Etchworks: **Tasheera Patton**
Fabricworks: **Brendan Lake**
Floralworks: **Miracle Dennis**
Merchantworks: **Kenny Tran**
Teamworks: **Qwonasha Thomas**
Tradeworks: **Kenny Tran**

Congratulations to all the Standouts! Way to Go!



From the Nurse's Office



NOSEBLEEDS

Fall is upon us and with the change of seasons as we move from moist and humid air seen much of the spring and summer, your son, daughter or other family member may be more prone to nosebleeds. Although nosebleeds can be scary, they are often more common in the fall and winter when the humidity leaves the air, the heat is turned on and the air is dry. The dry, heated indoor air dries out, irritates the nasal membranes, causing crusts that may itch and then bleed when scratched or picked. **Antihistamines** or decongestants used to control an itchy, runny, or stuffy nose often seen with allergies can also dry out the nasal membranes and contribute to nosebleeds.

If you happen to get a NOSEBLEED, follow these simple steps:

- **Sit up** with your **head tilted slightly forward** instead of leaning back as this can cause the blood to go down the back of your throat and may cause gagging, coughing and/or vomiting.
- **Pinch the nose between your thumb and pointer finger together just below the bony center part of your nose for at least 10 minutes** at the soft part of the nose. Applying steady pressure to help stop the blood flow as long as you do NOT stop applying pressure to keep checking if the bleeding has stopped. **Remember to breathe through your mouth**
- **Avoid blowing your nose for approx 30 to 60 minutes** after the nosebleed as it can cause more bleeding by dislodging the clot that stopped the nosebleed. In fact, try NOT to blow your nose for 24 hours.
- **Do not lift heavy objects** or do other activities that cause you to strain for 24 hours.
- **Do NOT pick your nose.**
- **Call the doctor if:**
 - there are frequent nosebleeds (*more than once a week*),
 - you can't stop the bleeding after 10 minutes or
 - you are concerned about other facial injuries,
 - something has been placed in the nose,
 - you bruise easily or has heavy bleeding from minor wounds or has started new medication.
- **Go to the Emergency Room if:**
 - the bleeding is heavy or doesn't stop after 2 or 3 attempts to apply pressure for 10 minutes each
 - you have dizziness or paleness along with the bloody nose.
 - the bloody nose is the result of a blow to the head, facial injury or a fall.
- **Prevent nose bleeds by:**
 - Gently blowing your nose into a soft tissue (especially when you have a cold). Don't blow forcefully or pick your nose.
 - Keep the inside of your nose moist with saline (saltwater) nasal drops, spray or gel daily.
 - Dab some antibiotic ointment gently around the opening of the nostrils as well as in the inside edges of the child's nostrils to help moisturize the inner nostrils. **Do NOT use Vaseline or petroleum gel.**
 - Using a cool-mist humidifier to moisten your indoor air.
 - Your child's doctor or your local pharmacist can also recommend other prevention remedies.
 - Wear protective athletic equipment when playing sports that could cause injury to the nose.



DON'T blow it!



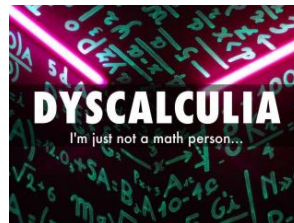
Nosebleeds are usually harmless and easily controlled, but they can look scary. Try not to worry — most nosebleeds are easy to stop. But frequent nosebleeds might indicate a more serious problem. Sometimes tiny blood vessels inside the nose become irritated and don't heal. This happens more frequently in teens who have ongoing allergies or frequent colds. A doctor may have a solution if you have this problem.

Counselors' Corner

We have been focusing on disability awareness over the past several weeks and helping the students to understand their disabilities. We have been discussing learning strengths and areas students may need additional assistance to help them advocate for their needs both educationally and vocationally. Over the next several months, we will be sharing information and resources on different types of disabilities:

COMMON TYPES OF LEARNING DISABILITIES

- **DYSLEXIA** – a language-based disability in which a person has trouble understanding written words. It may also be referred to as reading disability or reading disorder.
- **DYSCALCULIA** – a mathematical disability in which a person has a difficult time solving arithmetic problems and grasping math concepts.
- **DYSGRAPHIA** – a writing disability in which a person finds it hard to form letters or write within a defined space.
- **AUDITORY AND VISUAL PROCESSING DISORDERS** – sensory disabilities in which a person has difficulty understanding language despite normal hearing and vision.
- **NONVERBAL LEARNING DISABILITIES** – a neurological disorder which originates in the right hemisphere of the brain, causing problems with visual-spatial, intuitive, organizational, evaluative and holistic processing functions.



Facts about learning disabilities

- Fifteen percent of the U.S. population, or one in seven Americans, has some type of learning disability, according to the National Institutes of Health.
- Difficulty with basic reading and language skills are the most common learning disabilities. As many as 80% of students with learning disabilities have reading problems.
- Learning disabilities often run in families.
- Learning disabilities should not be confused with other disabilities such as autism, intellectual disability, deafness, blindness, and behavioral disorders. None of these conditions are learning disabilities. In addition, they should not be confused with lack of educational opportunities like frequent changes of schools or attendance problems. Also, children who are learning English do not necessarily have a learning disability.
- Attention disorders, such as Attention Deficit/Hyperactivity Disorder (ADHD) and learning disabilities often occur at the same time, but the two disorders are not the same.

For more information on learning disabilities: <http://www.ldonline.org>



AUTOWorks

This month, we had Jeff, an arborist from the New Castle County Department of Public Works, come in to the enterprise area. Jeff informed us about his job as an arborist and explained some other related jobs that are available in the career cluster of Agriculture and Natural Resources. Jeff covered everything from appropriate PPE, tool identification, tree and fruit identification. He then had some of the students help prepare his bucket truck before demonstrating how it worked.



BRENNENWorks

Happy fall from BRENNENworks! We are in full swing working in the classroom and in various work settings. It seems like every day we are learning something new and going into the community. These skills will aid our students after the graduate.

We have been walking over to PetKare to help clean the small animal cages. We scoop out the old litter and replace it with new bedding. We fill the food bowls and water bottles.



We have also started going to the Kirkwood library on DART paratransit. At the library, we clean the tables and are learning to alphabetize the videos, find books, movies or CD's for people who have special requests.



COPYworks News

Warning and Safety Signs

Essential Questions:

Why do we need signs?

- "Keep people safe"
- "Tell people when things are dangerous"
- "Gives information"
- "Gives directions"
- "COPYworks"
- "Please hold"

What do the different colors in signs mean?


- Red - stop/do not do
- Yellow - caution
- Blue - you must do
- Green - where to go in emergencies

Students have been learning about warning and safety signs. We identified several signs in COPYworks and the surrounding community.

We spent a bulk of this month on a very large project – Creating numbered calendars.



We printed the covers, inserted the calendar pages, hole punched the packet then added on coil binding. Last, we had to put them back in numerical order.




ETCHworks Helps to Plan Special Events

This month, ETCHworks has been working hard to help our customers prepare for special events. Using our laser machine, the students helped design a glass for a few different customers. We designed glasses for a sorority as well as a special tribute for a family member. Using Coreldraw, we created a black and white design for the laser machine. These items will make our customer's events that much more memorable.



FABRICworks




Hey! Anyone know who is under those umbrellas?!



FABRICworks has started going to the UD pool and ice arena to help on Friday afternoons. Joining the Co-Op department, we do odd jobs around the facility to gain exposure to different work environments.

The students pictured were given the task to unsnap the heavy-duty snaps underneath so that the umbrellas could be put away for the season.

Believe it or not, it was hard work! Of course, the students ***GOT THE JOB DONE!***



FLORALWORKS



**Steven was FLORALworks
standout for September!
Way to go Steven!**



We have been busy with weddings!



Here we are helping out at Richardson's this month for Co-op.



Teamwork!



**Display cooler
keeps our
arrangements
FRESH.**



**Fun practicing our skill of
speed to get the job done.**



**Van safety by
buckling up!**

**FLORALworks is still making arrangements for special occasions.
Call 302-454-2028 for any and all of your floral/gift needs!**

MERCHANTworks

We are very pleased to have started a formal relationship with the University of Delaware Agriculture and Natural Resources College in a variety of ways this month. Working with their Dean, Managers and staff, we began with a tour of the college, followed by a brain-storming session on how we could partner together to benefit both the Networks Program and the University of Delaware.

Our first collaboration was with their greenhouse manager. Over 50 Coleus plant clippings were started and prepped to help us with a plant fund-raiser to benefit the students in the program. We integrated the potting process into our "Manufacturing" career cluster curriculum by having the students work in an assembly line from tray planted clipping to the finished product. We set the coleus plants up in our greenhouse.



Our 2nd partnership initiative revolved around having multiple enterprise area classrooms visit the college's UDairy and Creamery. Students saw first-hand the manufacturing process for ice-cream, cheese and cheese curds. We also tasted several samples! Students witnessed jobs that only needed on-the-job training and not a degree to work which was a valuable thing for our students to see. This trip exposed our students to new and interesting fields they may have the skills for to pursue for employment. We have also seen a higher motivation level with the students to see what skills they have to work in a wide variety of career fields.



We in MERCHANTworks are excited for the students continuing exposure to these various careers and the terrific feedback we have had from both students and staff attending these events.

MUNCHworks' random act of kindness . . .

On October 18, we celebrated a Day of Kindness by making Barbecue Kettle Corn for Networks students, staff and bus drivers.



First, we popped the popcorn in the microwave.

Next, we made caramel using barbecue sauce, brown sugar, butter, and baking soda.




Then, we mixed the caramel sauce with the popcorn.

Finally, we packaged and decorated each bag with a sticker as a reminder to . . .



Be Kind to Someone Today!



TEAMworks


This month in TEAMworks, we are learning all kinds of new skills. Some students are learning how to tape screens for printing while other students are re-learning how to print t-shirts and fold the shirts for delivery. It has been a very busy month and we look forward to learning more next month.



TECHWORKS



During October, our students have discussed the second career Cluster: Manufacturing. We were able to take a virtual field trip of the GE Manufacturing Plant in Kentucky and we were also able to see how American Giant, a clothing store, makes its hoodies from start to finish while taking pride in the “Made In USA” logo!



While in class, our students have worked on their typing skills and increasing their words per minute or “WPM”. The students have started working with our school counselor and school psychologist on Disabilities Awareness Program.

TRADEworks


The TRADEworks class is working hard at their new cleaning sites in the community, while practicing some very important safety skills. We also have been collecting pop tabs to support our local Ronald McDonald House. Please remember to send them in! Later on, the students will be visiting and touring the local Ronald McDonald House to see what happens to those tabs collected and who lives at the house.



We would like to say a **BIG** congratulations to **Katy Dally** our September Student of the Month.

ALSO, a **BIG** congratulations to those students who have earned **perfect attendance** for the month of September. Students earn a special certificate along with 10 PLUSes (Perform Like "U" Should cards). Those students include...

Kenny, Andrew, Mari, Dante', Nick and Willie!



Co-Op Department

Eight students are participating in a 12-week GOODWorks Training Program through the Goodwill of Delaware and Delaware County: Gloria Baffour-Awuah, Harrison Dunnum, Michael Franks, Gwen Geyer, Marianela Matos, Tasheera Patton, Kierah Webster, and Jamarr Williams. Through classroom instruction and hands-on experience at the Fox Run Goodwill store, these students will learn what it takes to work in the retail industry.

Kenny Tran is working as a paid intern at Marshall's. The picture shows him putting sensors on merchandise before it goes out on the floor for sale.

Others Networks students continue to gain work experience in the community.



STUDENT BUSINESS LEADERS

Select students from the Networks Program participated in National Disability Mentoring Day on October 17, 2019. Students heard from Anthony Pacilio, vice president at JPMorgan Chase as well as Bendor Consultants and human resource representatives. Network students participated in activities that were exciting and educational. They talked about their future careers and were involved in a question and answer session.

According to Governor John Carney, this day provides these students an opportunity to explore and experience possible career paths beyond a classroom as incredibly valuable. Dr. Kara Odom Walker, Cabinet Secretary for Delaware's Department of Health and Social Services offers the following insight as

the students consider what is next for them. Mentoring day is important as students have the chance to discover for themselves what their calling is as well as what it isn't as they look to their future. Dr. Odom Walker feels that it is not only beneficial for the students get a feel for the employment options available to them when they are ready, the employers get a chance to see the potential benefits of having a diverse workforce.

Jay Collins, Harrison Dunnum, Gwen Geyer, Alex Heller, Justin LaCourt, Tasheera Patton, Diamere Wheeling, Ernest Williams, Owen Lichtenstein, Angelica Pantoja, Kwon Thomas, Jay Collins, Bowen Fowler, Jamarr Williams can be seen participating in an open discussion.



Students attending received certificates and a gift bag for being active participants.



Cafeteria Corner November 2019




Turkey Troubles

Some people have a “Bad Turkey” story. Maybe they cooked the bird upside down without realizing it; maybe they brought it out Thanksgiving morning still frozen. Make sure this year’s turkey is terrific with the help of these tips.

Before you buy...

- *Consider the size. The number of guests will determine the amount of turkey you will need. The rule of thumb is 1 lb per person.
- *Think about timing. Frozen turkeys can take days to thaw safely, depending on the size. If it is the day before Thanksgiving, buying a frozen turkey is not your best bet.
- *Fresh or frozen? Fresh turkey lasts three days in the refrigerator. If you buy in advance, frozen might be the way to go.



Safe cooking...

- *Cook time depends on the weight of the turkey. Most turkeys have a cooking schedule on the package.
- *The turkey is done when it reaches an internal temperature of 165 degrees F. This can be measured with a food thermometer in the thickest part of the breast.
- *If there is stuffing inside the turkey, it must also reach 165 degrees F.

Taking it out of the oven...

- *Letting the turkey sit for 10 minutes before carving will allow the juices to spread throughout.
- *Smaller cuts will help with portion control. A serving of turkey is only 3 oz., about the size of a deck of cards.
- *Pair with yummy fall vegetables like asparagus, beans, and carrots.

Pumpkin Dessert Recipe

Ingredients:

- 3/4 cup (6 ounces) 1/3-less-fat cream cheese
- 1/2 cup packed brown sugar
- 1/2 cup canned pumpkin
- 2 teaspoons maple syrup
- 1/2 teaspoon ground cinnamon
- 24 apple slices

Instructions:

Place first 3 ingredients in a medium bowl, and beat with a mixer at medium speed until well blended. Add syrup and cinnamon, and beat until smooth. Cover and chill 30 minutes. Serve with apple.



SPECIAL OLYMPICS FALL FESTIVAL FLAG FOOTBALL TEAMS TAKE SILVER AND GOLD

Networks Team 1 won the Gold Medal in Division 3 competition while Networks Team 2 won the Silver Medal in Division 2 competition. In addition to participating in the games on the field, student athletes and their coaches participating in the Special Olympics Opening Ceremonies and were able to visit the **Olympic Village** to explore fun and educational activities in between games.

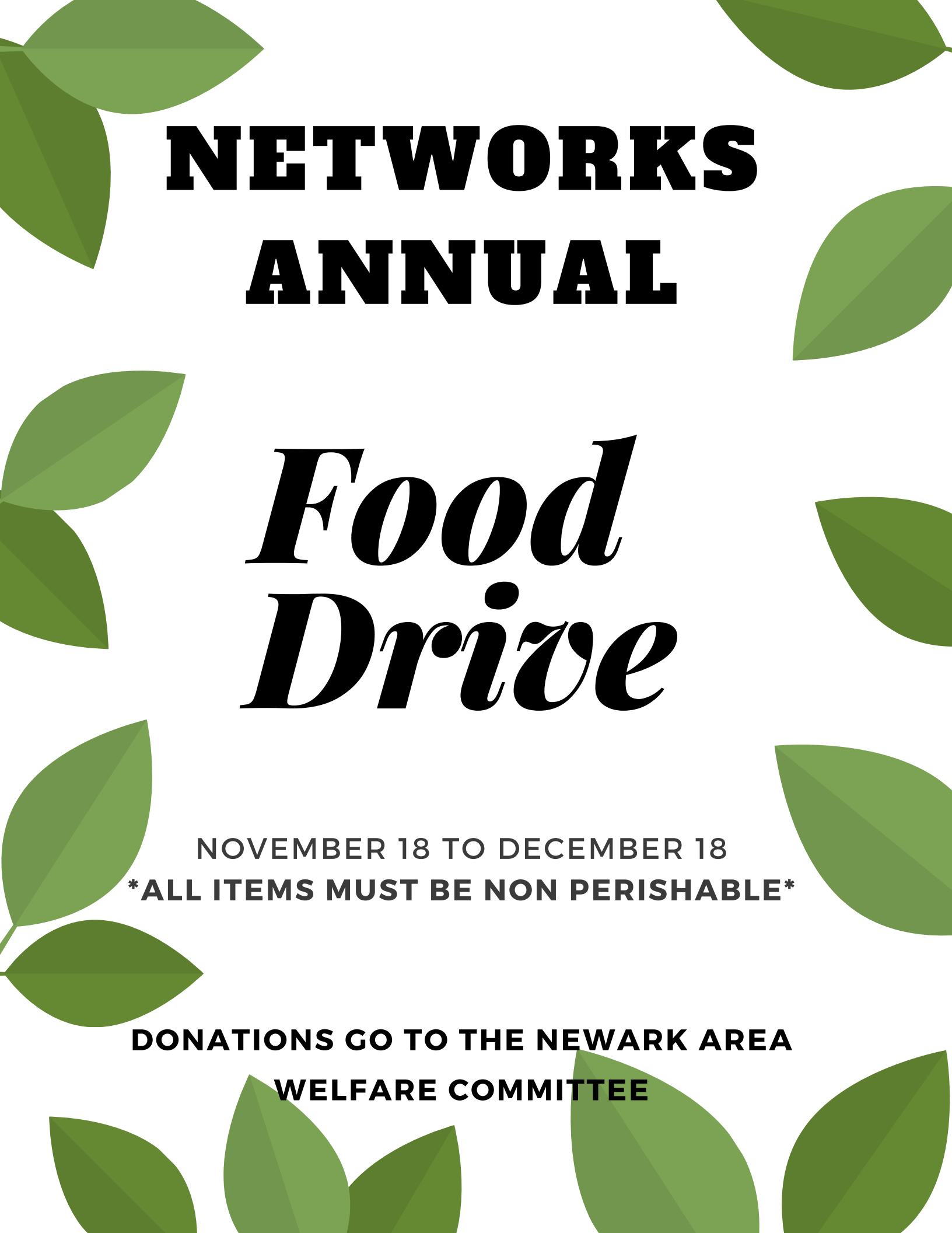


Junior Achievement Get Set Competition

Students participated in the **Junior Achievement Get Set Competition** on October 17th.

The students competed in activities where their work skill, time to complete the task, and their quality was evaluated.



The background of the entire poster is decorated with several stylized green leaves of varying shades and sizes, scattered around the text.

NETWORKS ANNUAL

Food Drive

NOVEMBER 18 TO DECEMBER 18

ALL ITEMS MUST BE NON PERISHABLE

**DONATIONS GO TO THE NEWARK AREA
WELFARE COMMITTEE**

NETWORKS
FALL DANCE

FRIDAY NOVEMBER 8TH

AT

NETWORKS CAFE

TIME: 6PM-8:30PM

COST

1 CANNED GOOD



FLORALWORKS

THANKSGIVING SPECIALS

Phone: 302-454-2028

E-mail: barbara.lomas@christina.k12.de.us

All orders must be received by Monday, November 18th, 2019

Orders will be delivered on Monday, November 25th
and Tuesday November 26th, 2019

Delivery Fee = \$3.00 District, \$5.00 Local



Bountiful Bouquet
\$22.00



Leaping into Fall
\$25.00
(Last year's pumpkin can be
filled for \$20.00)



Autumn's Brilliance
\$30.00
(Vases and bows will
vary in autumn colors)



Floralworks

30 Blue Hen Drive, Newark, DE 19713

Floralworks can take care of all your floral needs.

Thank you for your support.

Sorry, credit cards are NOT accepted at this time.

Cash and Checks made out to Networks are welcome!

***Limited Quantities Available – Order soon to get your favorite!**

E-mail Barbara with your order. Don't forget a card message.



MUNCHworks

Autumn Specials

Please place your order by
Tuesday, November 19, for Delivery or Pick Up on
Monday, November 25 or Tuesday, November 26, 2019
Phone 303-454-2233 FAX 302-454-5446



Pumpkin Cream Cheese Roll



Jewish Apple Cake

Customer Information:

Name: _____
 Address: _____
 Daytime Phone: _____ E-mail: _____

Order Information:	Price	Qty.	Total
Pumpkin Cream Cheese Roll	\$10.00		
Jewish Apple Cake	\$12.00		

Select:	Price	Qty.	Total
Delivery	\$3.00		
Pick Up	No Fee		

Order Total + Delivery Total: \$ _____

*Pick Up or Delivery Date Preference: (**please circle one**) Monday, Nov. 25 or Tuesday, Nov. 26, 2019*
Please indicate pick up time: _____ a.m. _____ or _____ p.m.

Recipient Information (if different from above):

Name: _____
 Location: _____
 Phone Number: _____ E-mail: _____

Payment Information:

Cash _____ Check (payable to Networks) _____

Thank you for supporting our students!

SAVE THE DATE

for

NETWORKS



Handcrafted gifts



for the
HOLIDAYS



★ Rockwood Mansion

Dec. 6th & 7th 5:00pm-9:00pm










★ Networks Extended Hours

Dec. 11th & 12th 2:30pm-7:00pm



November 2019















Sunday	Monday	Tuesday	Wednesday	Thursday	Friday	Saturday
					1 No School Grading & PD Day	2
3 Standard Time Begins 2:00am 	4	5	6	7 Picture Day 	8 Picture Day  Fall Dance @ Networks 6-8:30pm	9
10	11 No School Veteran's Day 	12	13	14 No School Parent Conferences	15 No School Parent Conferences	16
17	18 Food Drive Starts 	19	20 Professional Dress Day 	21 Professional Dress Day 	22	23
24	25 Milburn Orchards Fundraiser Pick-Up 	26	27 No School Thanksgiving Holiday Offices Open	28 No School Thanksgiving Holiday 	29 No School Thanksgiving Holiday	30



December 2019



Sunday	Monday	Tuesday	Wednesday	Thursday	Friday	Saturday
1	2	3	4	5	6 Rockwood Holiday Shop 	7 Rockwood Holiday Shop 
8	9 Vision to Learn Exam Revisit Day 	10	11 Extended Hours Holiday Shop 	12 Extended Hours Holiday Shop 	13	14
15	16	17	18 Professional Dress Day Food Drive Ends 	19 Professional Dress Day 	20 Winterfest 	21
22 Start of Hanukkah 	23 Winter Holiday Schools & Offices Closed	24 Winter Holiday Schools & Offices Closed	25 Winter Holiday Schools & Offices Closed 	26 Winter Holiday Schools Closed 	27 Winter Holiday Schools Closed	28
29	30 Winter Holiday Schools Closed	31 Winter Holiday Schools & Offices Closed	1 Winter Holiday Schools & Offices Closed 	2 School Restarts	3	4

